

# PIP & HENRY

# WILD

## ECO ACTIVITY PACK




# PIP & HENRY

## ACTIVITY 1

### VOCABULARY WORKSHEET


Look at each animal picture and choose the correct option



Zebra

Panda

Elephant



Bear

Elephant

Camel



Lion

Giraffe


Elephant



Bear

Tiger

Koala



Camel

Fox


Elephant



Zebra

Lion

Tiger



Zebra

Rhinoceros

Tiger



Koala

Lion

Panda



Koala

Camel

Bear



Zebra

Tiger

Fox


# PIP & HENRY

## ACTIVITY 2



### GEOMETRIC SHAPES

Arrange geometric shapes according to the pattern.








# PIP & HENRY

## ACTIVITY 3

### WHERE ANIMALS LIVE



Draw a red circle round the animals that live in hot places.  
Draw a blue circle round the animals that live in cold places.



# PIP & HENRY

## ACTIVITY 4

Count and write your answers in the chart below





# PIP & HENRY

## ACTIVITY 5



### WORD SEARCH

Find the words listed below and mark them.

Z	E	B	R	A	B	A	G	C	E	D	I
J	L	E	K	U	M	I	O	E	M	N	G
B	E	A	R	D	B	F	R	G	O	H	I
T	P	A	N	D	A	F	I	C	N	S	R
Z	H	A	S	I	G	Z	L	T	K	N	A
V	A	K	O	A	L	A	L	I	E	A	F
A	N	E	P	O	I	E	A	G	Y	K	F
Y	T	O	R	T	O	I	S	E	I	E	E
E	Q	A	R	U	N	S	A	R	E	T	X

- ELEPHANT
- LION
- TIGER
- GORILLA

- GIRAFFE
- MONKEY
- PANDA
- ZEBRA

- TORTOISE
- SNAKE
- KOALA
- BEAR



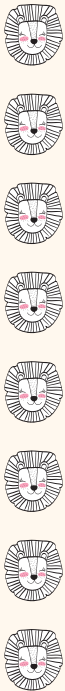
# PIP & HENRY

## ACTIVITY 6

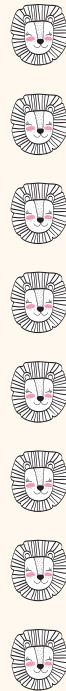
### HOLIDAY PLANNER



#### To Do



#### Important



#### Notes







# PIP & HENRY

## ACTIVITY 7

### FIND DIFFERENCES

Find the 7 differences in the pictures below.  
Colour in the pictures and circle the difference when you find it.




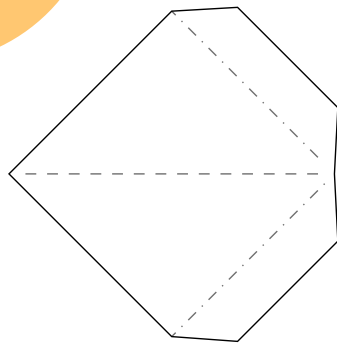


# PIP & HENRY

## ACTIVITY 8

### MAKE YOUR OWN OWL MASK

- 1 Print then cut along the solid lines and colour in..
- 2 Fold along the dotted lines, insert the flaps, and use glue to secure them in place.
- 3 Enjoy your creation. Better yet, share it with someone!



#### HOW TO FOLD:

----- Hill fold (inwards)






- • - • - Valley fold (outwards)

# PIP & HENRY

## ACTIVITY 9

### ANIMAL PRINTS

Match the animals to their prints correctly.



# PIP & HENRY

## ACTIVITY 10

### COLOUR IN

